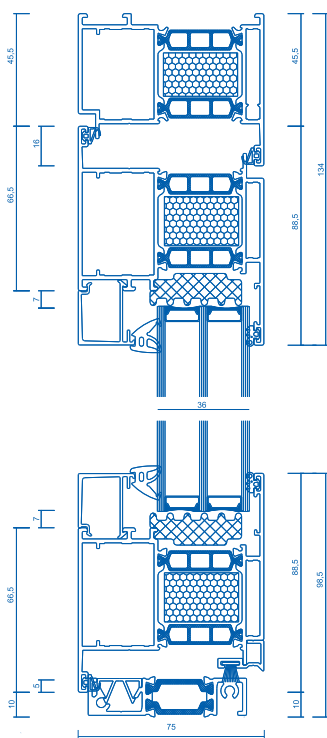




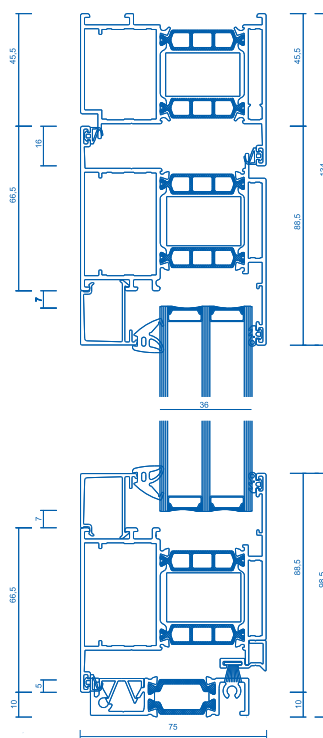
GlassThermo ProfilNET

2022 / 2023

SYSTEM	<ul style="list-style-type: none"> 75 mm frame and leaf installation width, doors opening inwards and outwards, Plus series equipped with additional thermal insulation wedges in the frame and leaf, low threshold approx. 20 mm with thermal break, anodised,
CONSTRUCTION COLOUR	<ul style="list-style-type: none"> any colour from the RAL palette and the structural colour palette Tiger and IGP, in accordance with the available colour palette (non-standard solutions such as bi-colour, i.e. a different colour on the inside and outside or varnishing in wood-like colours are available at an extra charge),
FILLING / GLAZING	<ul style="list-style-type: none"> 24/36/48 mm thick infill, 24 mm 4/16/4 mm double-glazed infill with a warm frame, with thermal transmittance $U_g = 1,1 \text{ W/m}^2\text{K}$ 36 mm 4/12/4/12/4 double-glazed infill with a warm frame, with thermal transmittance $U_g = 0,7 \text{ W/m}^2\text{K}$ 48 mm 4/18/4/18/4 triple-glazed infill with a warm frame, with thermal transmittance $U_g = 0,5 \text{ W/m}^2\text{K}$ possibility to use sandblasted glass, safety glass, toughened, solar control glass,
FITTINGS	<ul style="list-style-type: none"> GU MR2 key-operated 3-point bar lock, Handle and escutcheon on two stainless steel plates on the inside, BKS cylinder with clutch function, with 3 keys as standard, double-leaf hinges, adjustable in 3 levels (3D), 3 pcs. per sash, colour of hinges the same as the colour of the frame, outside choice of pull/knob or handle.

**GlassThermo 75**

Insert panel door
with insulation in frame and leaf (PLUS)

**GlassThermo 75**

Insert panel door

Type I



Single-leaf door

Standard dimensions:

Width: 800-1150 mm
Height: 2000-2150 mm

Type II



Single leaf door with side fanlight in a single frame with one or two crossbars

Standard dimensions:

Width: 800-1150 mm
(fixed section 300-500 mm,
active section 800-1150 mm)
Height: 2000-2150 mm

Type III



Single-leaf door with side fanlight in one frame with one or two crossbars

Standard dimensions:
Width: 800-1150 mm
(fixed section 300-500 mm,
active section 800-1150 mm)
Height: 2000-2150 mm

Type IV



Single-leaf door with fanlight in one frame

Standard dimensions:
Width: 800-1150 mm
Height: 2000-2150 mm
Height of overhead fanlight:
300-500 mm



Model GT5001

- colour: RAL 7016
- Pull handle P45 for 1800 mm length



Model GT5002

- colour: RAL 9016
- Pull handle P45 for 1800 mm length



Model GT5003

- colour: RAL 7001
- Pull handle Q45RX for 800 mm length



Model GT5004

- colour: RAL 3003
- Pull handle P45 for 1800 mm length



Model GT5005

- colour: RAL 9005
- Pull handle Q45RX for 800 mm length



Model GT5006

- colour: RAL 7016
- Pull handle Q45RX for 1400 mm length



Model GT5007

- colour: RAL 3003
- Pull handle Q45RX for 800 mm length



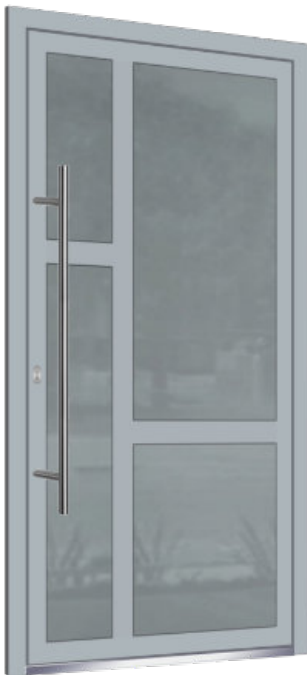
Model GT5008

- colour: RAL 7001
- Pull handle P45 for 1800 mm length



Model GT5009

- colour: RAL 9016
- Pull handle Q45RX for 1400 mm length



Model GT5010

- colour: RAL 7001
- Pull handle P45 for 800 mm length



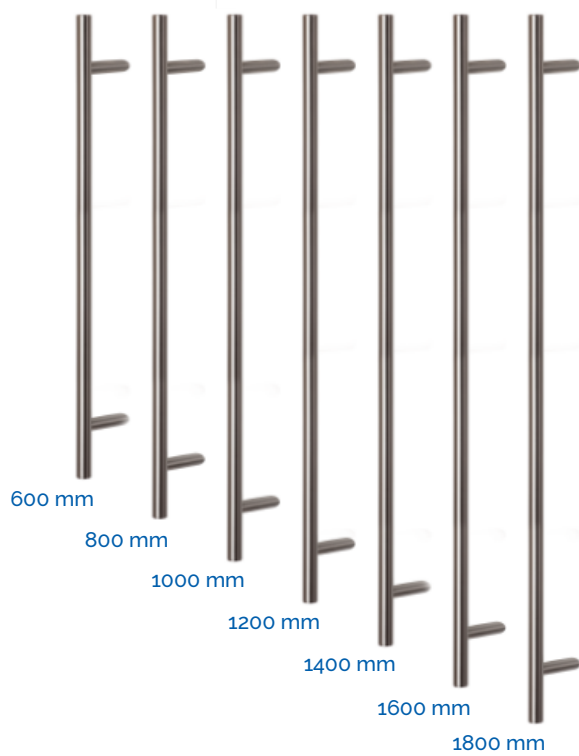
Model GT5011

- colour: RAL 7016
- Pull handle P45 for 1400 mm length

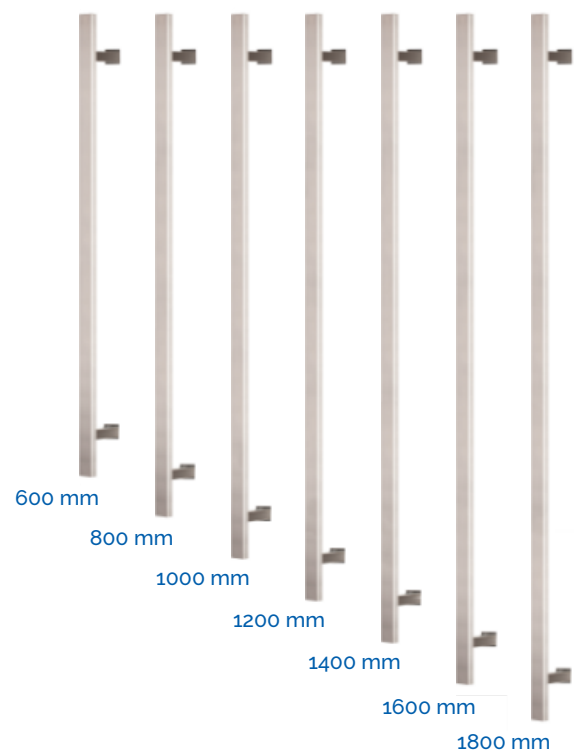


Model GT5012

- colour: RAL 9005
- Pull handle Q45RX for 1800 mm length



P45 - Straight tubular in stainless steel, mounted at an angle of 45°



Q45RX - Straight stainless steel pull handle, 45° angle mounted 20x40



DG59 handle and escutcheon in stainless steel, on a separate stainless steel escutcheon and BKS cylinder with clutch



stainless steel

white

silver F1

silver F9

old gold F4

brown

Long rod handles

GLASSES




FLOAT GLASS



WHITE CHINCHILLA GLASS



CREPI GLASS



MASTER CARE GLASS



MASTER POINT GLASS



SATIN GLASS



MATT GLASS



GRAPHITE ANTISOL GLASS




BRAUN ANTISOL GLASS



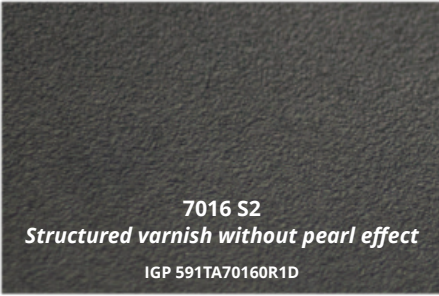
GRAPHITE STOPSOL GLASS

DOOR COLOURS

Windows and doors in Aliplast systems are available in all RAL colours. In addition, they can be made in the palette of Aliplast Wood Colour Effect, which perfectly reflects the beauty of wood-like colours, or in the palette of Tiger and IGP structural varnishes with a characteristic texture, selectable with or without gloss, so-called pearl. Another interesting solution is the possibility of creating a two-colour construction, where the profiles on the outside and inside can have a different colour. The profiles on the outside and inside can have a different colour.

Wood-like colours								
	GOLDEN OAK	NUT	WINCHESTER	WENGE	SWAMP OAK			
								
	3004ST	5003ST	6099ST	7043ST	8014ST	8017ST	60064	65680
								
Structural varnishes	70161	70199	70271	90249	90012	80271	71795	80303
								
Example RAL colours	9001	9007	8017	7024	7012	7001	6005	5005
Standard RAL colours								
	9016	9006	8019	7016				

Examples of varnished structures

		
RAL 7016 standard	7016 S2 Structured varnish without pearl effect IGP 591TA70160R1D	7016 ST Structured varnish with pearl effect TIGER 029/71334

LETTERBOX

Sample letterboxes - letterboxes are subject to individual pricing.





ProfilNET Sp. z o.o. Sp. k.

ul. Czarnohucka 10
42-600 Tarnowskie Góry

tel. + 48 32 740 44 19
tel. +49 6441 20310 00
tel. +33 970 70 08 40

info@profilnet.eu
profilnet.eu

